

Data Sheet Compatherm Pads 9440

Compatherm Pad 9440 is a cost effective thermally conductive interface material. The material is a filled thermally conductive elastomer which provides good thermal performance with great reliability.

Compatherm pad 9440 key properties

- 4 W/(mK) thermal conductivity
- Operating temperature -40 to +150° C
- Electrically insulating
- High compliant for low stress applications
- Nature tacky or no tacky on carrier side
- Available in thickness from 1 to 5mm

1. Applications

Compatherm pad 9440 is designed to provide efficient heat transfer for cooling of modern electronics.

2. Typical Product Data

2.1. Thermal Properties

| | Test procedure | Unit | 9440 |
|----------------------|---------------------------|--------|------|
| Thermal conductivity | ISO 22007-2 (Hot Disk) | W/(mK) | 4 |
| | ASTM D5470 | W/(mK) | 4 |

2.2. Material properties

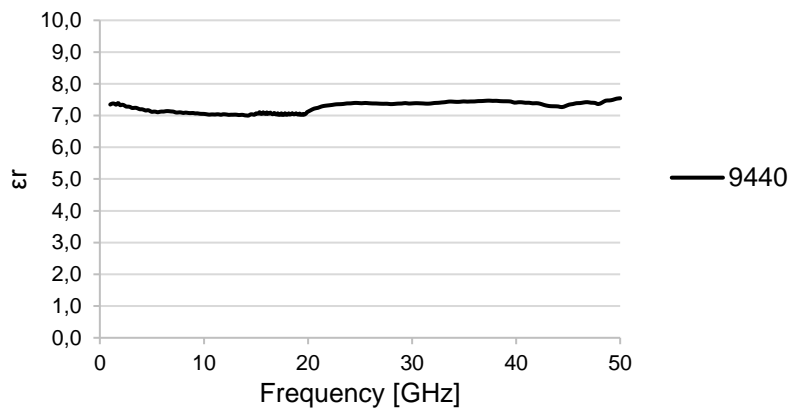
| | Test procedure | Unit | 9440 |
|-------------------------------|-------------------------|-------------------|----------|
| Base material | | | Silicone |
| Colour | Visual | | Green |
| Hardness | ASTM D2240 | Shore 00 | 40 |
| Density | ASTM D792 | g/cm ³ | 3.1 |
| Outgassing, TML ¹⁾ | ASTM E595 (Modified) | % | 0,1 |
| Flammability ²⁾ | UL94 | | V0 |

1) Outgassing 24h at 150 °C under ambient pressure. 2) UL file number QMFZ2.E483565.

2.3. Electrical Properties

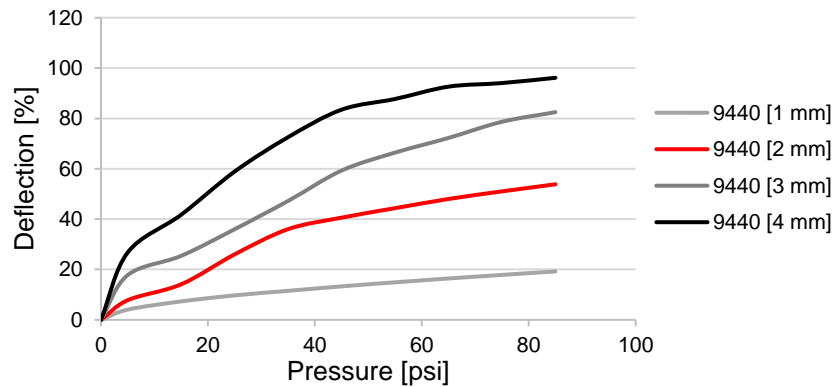
| | Test procedure | Unit | 9440 |
|------------------------------|----------------|--------------------------|----------------------|
| Volume resistivity | ASTM D257 | $\Omega \cdot \text{cm}$ | $3.97 \cdot 10^{12}$ |
| Dielectric constant at 1 MHz | ASTM D 150 | | 7,90 |
| Breakdown voltage | ASTM D 149 | VAC | > 8000 |

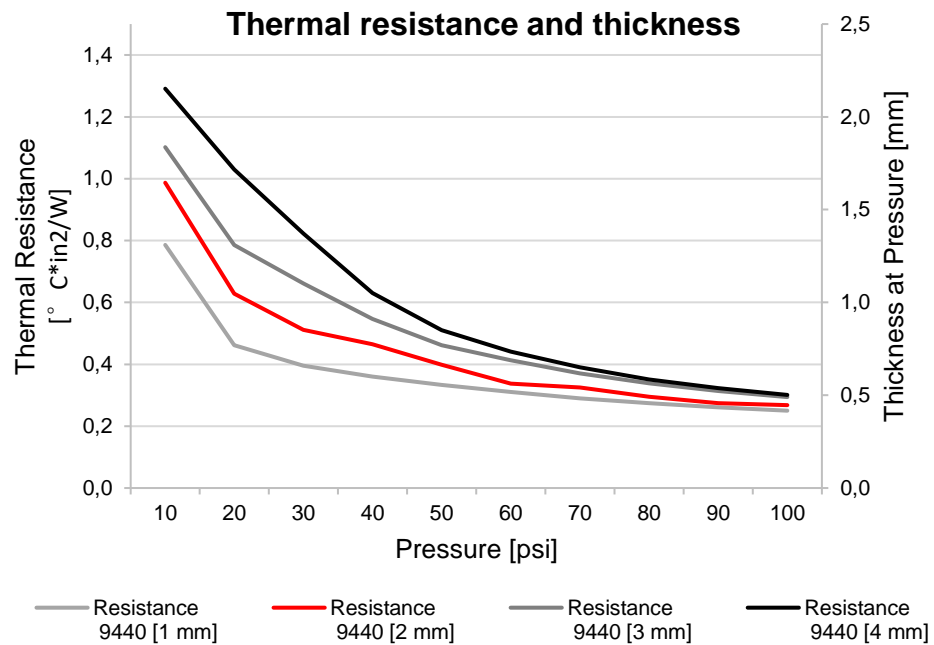
Dielectric Constant at 1 to 50 GHz



2.4. Pressure dependence of critical properties

Deflection





* Graphs are provided for general reference only. Actual performance will depend on surface properties and other application specific conditions. Engineers are therefore strongly recommended to test materials in conditions realistic to final application.

2.5. Dimensions Tolerances

Thickness tolerances are $\pm 0,1$ mm on pads thinner than 1 mm and $\pm 10\%$ on pads thicker than 1 mm.

XY tolerance is ± 1 mm on standard sizes. The tolerances on custom made pads varies please consult the Nolato marketing department.

2.6. Design Notes

It is recommended to use the material in up to 20%-30% of compression degree. A compression degree of 50% is possible to use but above that level is a thinner pad recommended.

3. Ordering

When ordering Compatherm material please refer to the thermal guide (<https://thermalguide.nolato.com/>) to see the standard products available or consult the Nolato marketing department.

Specialized pads are available in different shape and surface properties. See application note 1 for detailed information on customized surfaces.

4. Storage

The material can be stored one year after production date at 0 to 30°C.

5. RoHS Information

Compashield pad 9440 fulfils the requirements set by the EU Directive 2011/65 (RoHS).

6. Safety Instructions

Compashield pad 9440 is not considered as hazardous according to EU Directive 1272/2008 (CLP) and is not subject to the directive of classification, packaging and labelling of dangerous goods. A material safety data sheet can be sent on request.

7. Warranty

The recommendations and data given are based on our experience to date, however, no liability can be assumed in connection with their usage and processing. The typical property data as shown above should not be used as a specification.